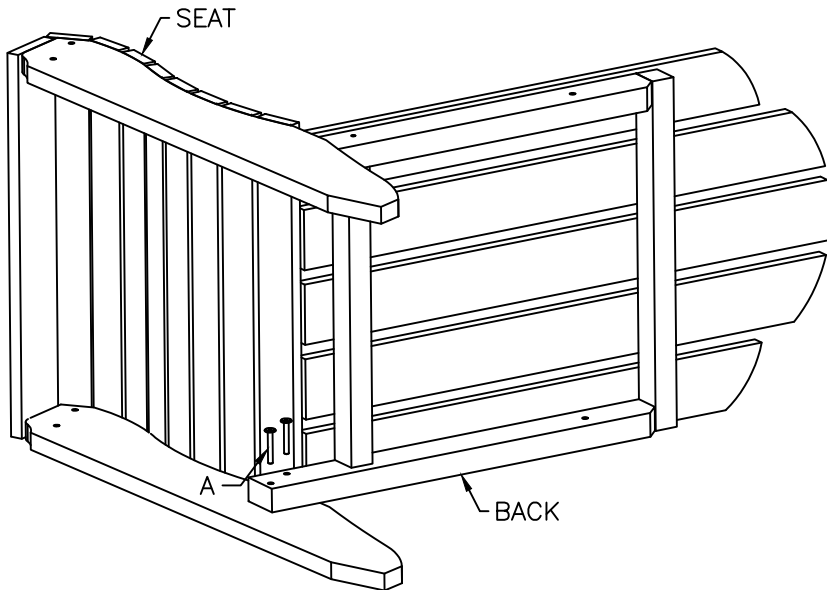

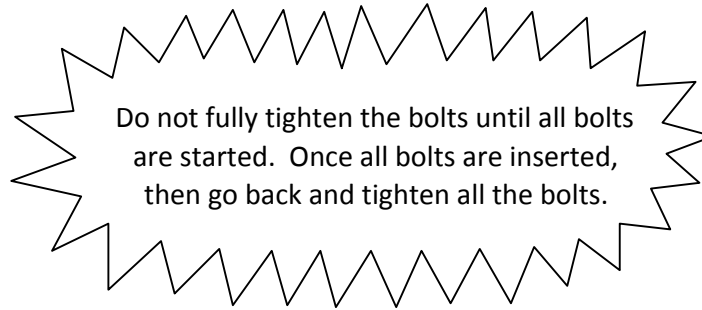

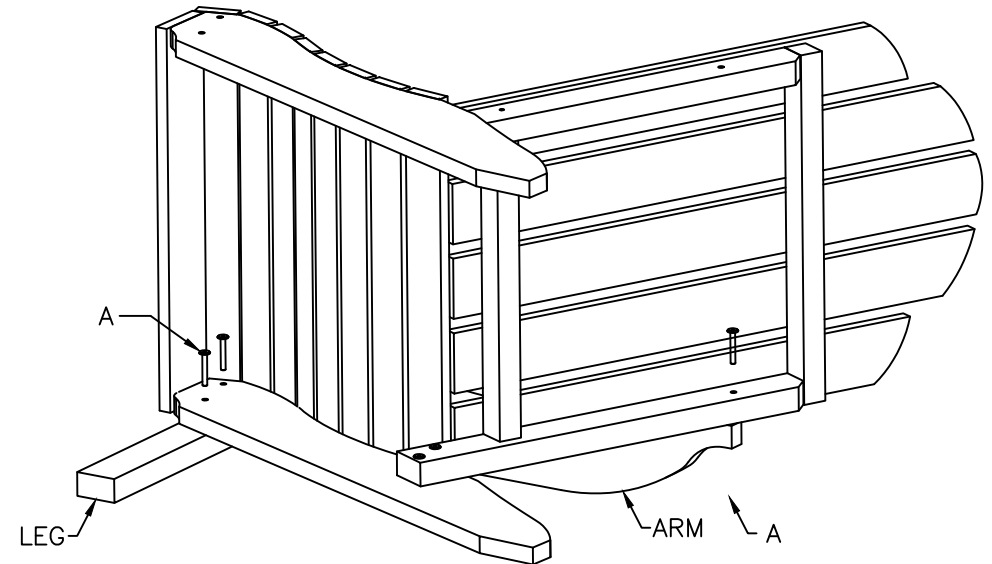


ADIRONDACK COLLECTION CLASSIC WESTPORT CHAIR ASSEMBLY INSTRUCTIONS

HARDWARE



- 1) Attach Back to Seat with two A bolts
- 2) Repeat on other side



- 3) Unfold the Leg from the Arm
- 4) Attach the Leg to the Seat with two A bolts
- 5) Attach the Arm to the Back with one A bolt
- 6) Repeat with the other arm

CLAS1
11.20.15

highwood[®]
NATURE'S CLOSEST RIVAL

For information on Care and Cleaning your **highwood**[®] product visit www.highwood-usa.com/care.html
Visit our Website and Facebook page to see more **highwood**[®] products!
www.highwood-usa.com www.facebook.com/highwoodUSA